

Board of Directors



Top Row (left to right): Rev. David Burgeson, Don Garner, Robert C. "Bob" Myers, Rev. Michael G. Nickerson, Ph.D.

Bottom Row (left to right): Rev. R. Lewis Fry, Rev. Mark Nakagawa, Rev. Garvin Warden, Xushie Y. Brue

Not Pictured: Carl Davis

Report of the Supervisory Committee



Rev. Mark Nakagawa
Supervisory Committee
Chairman

The Supervisory Committee of United Methodist Federal Credit Union performs annual audits on behalf of the Credit Union members. They ensure that the elected officials and management team are adhering to UMFCU's established policies and procedures. The Supervisory Committee is responsible for offering assurance that the corporate financial records are accurately prepared and that the operations of the Credit Union are fiscally sound.

After reviewing the internal audit performed by Freeman Auditing and Consulting

Services, the Supervisory Committee is pleased to report that the financial standing of United Methodist Federal Credit Union is strong and secure. Management has received the recommendations from the review and has responded.

We would like to sincerely thank all of the staff and management at United Methodist FCU. It is a great pleasure to serve you as you continue to guide the growth of the Credit Union and build a secure establishment to help our members meet their financial goals.

Your Financial Team



Ramon Noperi, *President/CEO*
Denise Ponto, *Vice President/COO*
Connie Leska, *Accounting Manager/System Administrator*
Hellen Russell, *Lending Manager*
Vicky Cruz, *Business Development (not pictured)*
Ben Sarracino, *Business Development*
Roberta Waight, *Senior Accounting Clerk*
Sharon Burns, *Office Manager*
Dina Stenwick, *Member Development (not pictured)*
Sylvia Rodriguez, *Member Service Supervisor (not pictured)*
Ruth Herzog, *Member Service Specialist/Administrative Assistant*
Marina Marez, *Member Service Specialist/Loan Processor*
Jill Villegas, *Member Service Specialist/Consumer Loan Officer*
Rick Lawrence, *Member Service Support*
Sandra Moore, *Member Service Specialist*
Amy Wiltse, *Member Service Specialist*



United Methodist
FEDERAL CREDIT UNION

Headquarters

MONTCLAIR, CALIFORNIA: (909) 946-4096

Desert Southwest

PHOENIX, ARIZONA: (602) 277-5325

New England

WESTBROOK, MAINE: (866) 303-6386

Missouri

BLUE SPRINGS, MISSOURI: (816) 229-8156

Northern California

SACRAMENTO, CALIFORNIA: (916) 374-1583

(800) 245-0433 • www.umfcu.org
memberservices@umfcu.org



Building a Bright Financial Future

2010 Annual Report



United Methodist
FEDERAL CREDIT UNION

Lighting the way to financial stewardship

In late August of 2010, we moved into our brand new headquarters in Montclair, CA. This new space was designed especially to help us serve our members better.



Robert C. "Bob" Meyers
Chairman of the Board

2010 was an exciting year

for United Methodist Federal Credit Union. Not only did we expand and grow our operations to new regions, but we also continued to strengthen our current services and products for all members nationwide. With all that we accomplished last year, we are already anticipating what 2011 holds for us all.

Last February, we launched our brand new website, which helped increase accessibility to member accounts, vital information, and much more. This past August, after an exciting construction process, we moved to our new headquarters and branch office in Montclair, CA. Soon after, United Methodist expanded once again to welcome the 320 members of the Missouri United Methodist Credit Union, adding \$328,000 in assets, \$256,000 in member loans, and a new office in Kansas City.



Ramon Noperi
President and CEO

United Methodist FCU continued to expand on the digital frontier as well, starting our own Facebook page to help provide members with financial news, helpful tips, and a little bit of fun too. It has been a busy and productive year, and most of all, we are proud to have been able to help so many of our members to achieve their financial goals and offer them the support they need.

This past year, both our overall membership grew by nearly 4%, and our total number of accounts also increased with it. Assets and shares grew steadily throughout the year. Total assets ended at \$78,392,987, a 3.9% increase from 2009. Similarly, our total shares went up just over 4% from last year, ending at \$73,164,009. Most notably, our Regular Shares and Share Drafts increased by 15.82% and 21.5%, respectively.

While our weak economy continues to cause difficulties for many financial institutions, United Methodist remains committed to ensuring that we can provide our members with the rates, products, and services they deserve. We are always finding new ways to grow, expand and improve our organization and all that we have to offer. With all the successes we have witnessed in the face of adversity these past few years, and thanks to our dedication to financial stewardship, we will continue to provide support for our members and grow in strength for years to come.

On behalf of the Board of Directors, management team and staff at United Methodist Federal Credit Union, thank you for your continued trust and support. It is a joy to serve each of our members, and we look forward to helping you reach all of your financial goals.

Income Statement

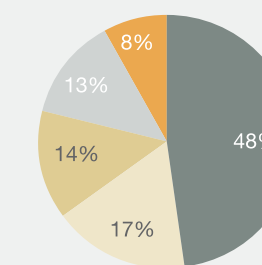
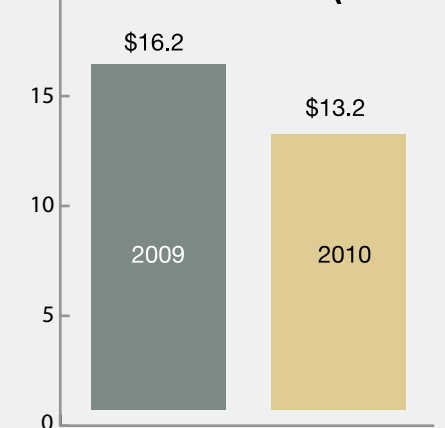
INCOME	2010	2009	Variance	%
Loan Interest Income	\$2,388,653	\$2,357,081	\$31,572	1.34
Investment Income	\$815,918	\$1,083,928	-\$268,010	-24.73
Other Income	\$384,723	\$386,273	-\$1,550	-0.40
TOTAL GROSS INCOME	\$3,589,294	\$3,827,282	-\$237,988	-6.22
EXPENSES				
Dividends Paid to Members	\$730,258	\$1,193,265	-\$463,008	-38.80
Personnel Expenses	\$792,728	\$842,811	-\$50,083	-5.94
Office Operations Expenses	\$857,425	\$882,278	-\$24,853	-2.82
Provision for Loan Losses	\$1,021,495	\$254,769	\$766,726	300.95
NCUSIF Stabilization Charges	\$157,114	\$480,367	-\$323,253	-67.29
TOTAL EXPENSES	\$3,559,019	\$3,653,490	-\$94,471	-2.59
NET INCOME TO RESERVES	\$30,275	\$173,792	-\$143,517	-82.58

Balance Sheet

ASSETS	2010	2009	Variance	%
Loans to Members	\$38,041,934	\$39,236,238	-\$1,194,304	-3.04
Provision for Loan Losses	-\$559,105	-\$148,359	-\$410,746	-276.86
Cash	\$2,758,848	\$2,169,986	\$588,862	27.14
Investments	\$35,001,004	\$31,731,810	\$3,269,194	10.30
NCUSIF (Federal Insurance)	\$612,335	\$597,761	\$14,574	2.44
FIXED ASSETS	\$2,003,987	\$60,044	\$1,943,943	3237.53
OTHER ASSETS	\$533,983	\$1,804,603	-\$1,270,620	-70.41
TOTAL ASSETS	\$78,392,987	\$75,452,083	\$2,940,904	3.90
LIABILITIES				
Accounts Payable	\$57,671	\$65,907	-\$8,236	-12.50
Other Liabilities	\$27,545	-\$8,978	\$36,523	406.81
TOTAL LIABILITIES	\$85,217	\$56,929	\$28,288	49.69
SHARES (MEMBER DEPOSITS)				
Regular Shares	\$11,852,250	\$10,233,461	\$1,618,789	15.82
Share Drafts	\$15,386,141	\$12,666,773	\$2,719,368	21.47
Money Market Shares	\$9,004,498	\$9,618,988	-\$614,490	-6.39
Share Certificates	\$33,047,561	\$33,801,573	-\$754,012	-2.23
IRA Shares/Certificates	\$3,841,573	\$3,978,928	-\$137,355	-3.45
Christmas Club Shares	\$31,986	\$30,160	\$1,826	6.06
TOTAL SHARES	\$73,164,009	\$70,329,882	\$2,834,127	4.03
EQUITY (RESERVES)				
Reserves	\$993,120	\$993,120	\$0	0.00
Undivided Earnings	\$4,150,641	\$4,072,152	\$78,489	1.93
TOTAL EQUITY (RESERVES)	\$5,143,761	\$5,065,272	\$78,489	1.55
TOTAL LIABILITIES, SHARES AND EQUITY	\$78,392,987	\$75,452,083	\$2,940,904	3.90

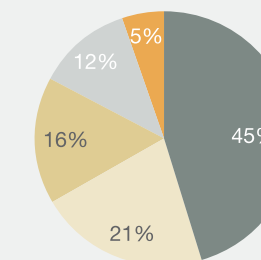


Loans Funded (in millions)



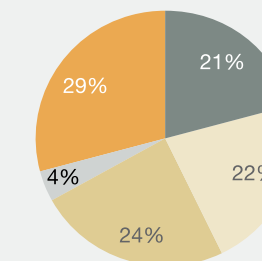
Loans to Members

- Real Estate Loans
- Home Equity Loans
- Automobile Loans
- Visa
- Other



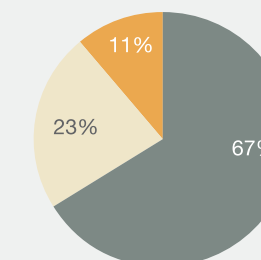
Deposits

- Share Certificates
- Share Drafts
- Regular Shares
- Money Market Shares
- IRA Shares/and Other



Expenses

- Dividends Paid to Members
- Personnel Expenses
- Office Operations Expenses
- NCUSIF Stabilization
- Provision for Loan Losses



Income

- Loan Interest Income
- Investment Income
- Other Income

